

# PLAST-AX


## 900L BOX PALLET BIN

AN EXTRACT FROM THE BIN BOOK

---

*Specialist bin supplier to New Zealand industry*

3-6	900L
7-8	Fork Rotation
9-10	Lids
11-12	900L Size Guide



## 900L BOX PALLET

---

**1400 x 1150 x 875mm**

The PLAST-AX 900L Box Pallet bin is a twin wall version of the 1250L Bin. This means it has the same outer dimensions, stackability, lid size and extreme design strength.


When going to the 900L from the 1250L you trade off on some volume (around the fork pockets and side wall ribbing), in order to achieve a smooth, uniform internal surface with a flat floor. A bung is not an option in the twin wall.



The twin wall achieves a smooth internal surface



Custom colours for company brand,  
Recycling source separation, or batch controls.



## 900L BOX PALLET

---

**The twin wall provides a uniform internal surface with minimal ribbing.**

This is essential for wet, sticky product, especially where it needs to be rotate emptied. The twin wall inner ensures that there are no ridges or undercuts for product to get caught up on. This is often used to collect post-industrial food waste for recycling direct from production plants.



## Moulded In Fixings

---

24x M10 nuts with large flanges are moulded into the box pallet bins during the cook process. This provides a nice sealed base and no visible fixings for contents to catch on.



## Fork Bracket (Set 6x)

---

A full set of 6x galv steel brackets utilises all 24x fixing points on either the 900L or 1250L bins.

These brackets provide enclosed pockets for forklifting and an enduring method for rotate emptying.



## Full Length Galv Channel (Pair)

---

Where extreme strength is demanded - in the most severe conditions of use - the bracket set can be upgraded to a full length pair of galv channels.

This provides a continuous steel barrier of slice protection down the inside of the fork pocket. Cut outs in the base of the channels facilitate use of pallet jack trolley.

---

Imaged: stacking box pallet bins into 3x for most efficient freight out. The use of brackets or channels significantly improves handling if you need to replicate this for return freight during the operational life of the bin.





Box pallet bins stacked  
Left – with lids, Right – without lids.

## BOX PALLET BINS Lids



## 1250 & 900L LIDS

**Both the 900L and 1250L Box Pallet Bins utilise the same lid.**

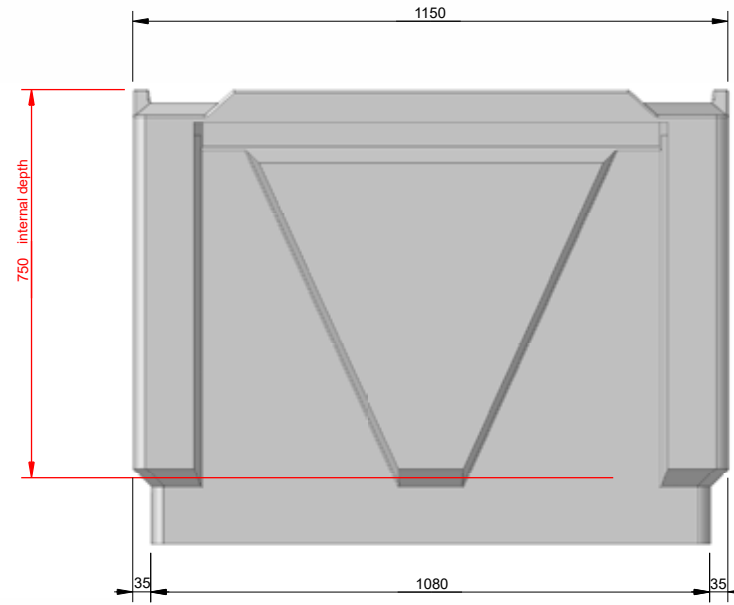
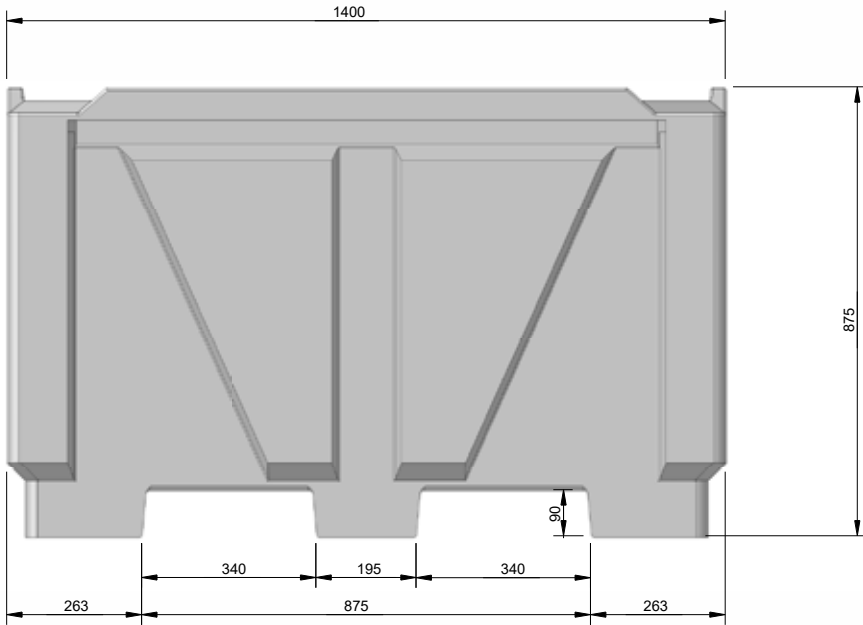
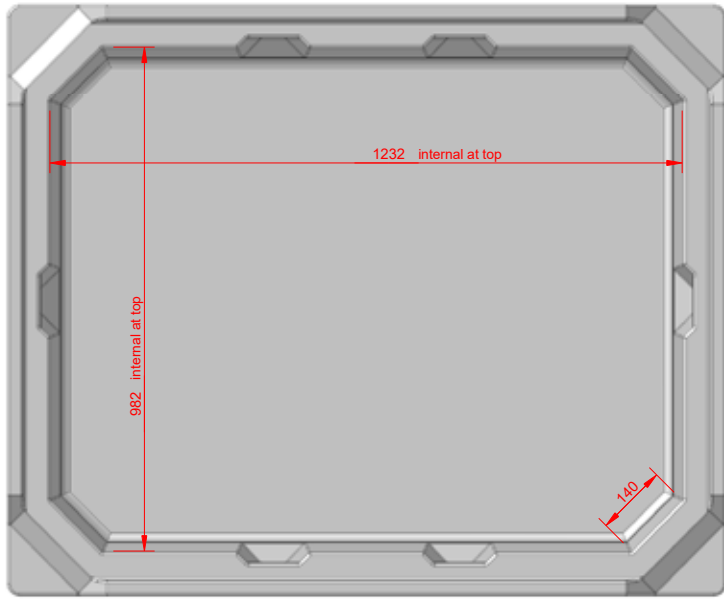
It is a 14kg twin skinned lid, designed to fit the contours of the top rim to facilitate stacking full on top.

Note - both the 900L and 1250L bins stack together full with or without lids.

The lid is designed to accommodate a rubber latch tie down mechanism if required.

Bins and lids can be made in custom colours to suit source separation requirements. Typically speaking it's best just to keep all the lids the same colour so they can be used interchangeably across your whole bin fleet.





# 900L SIZE GUIDE